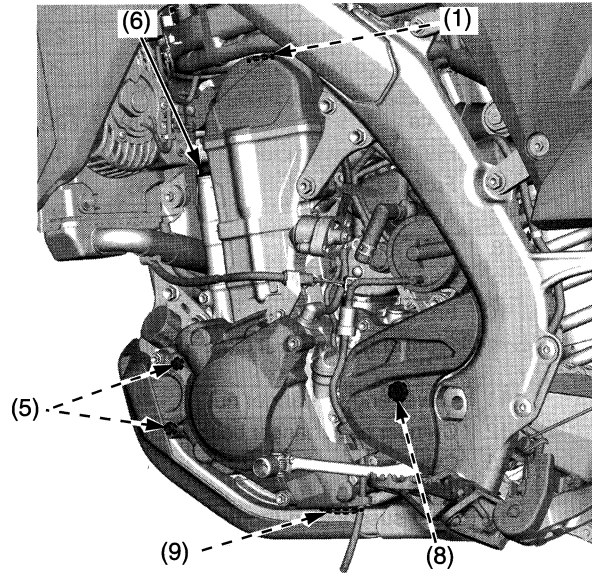


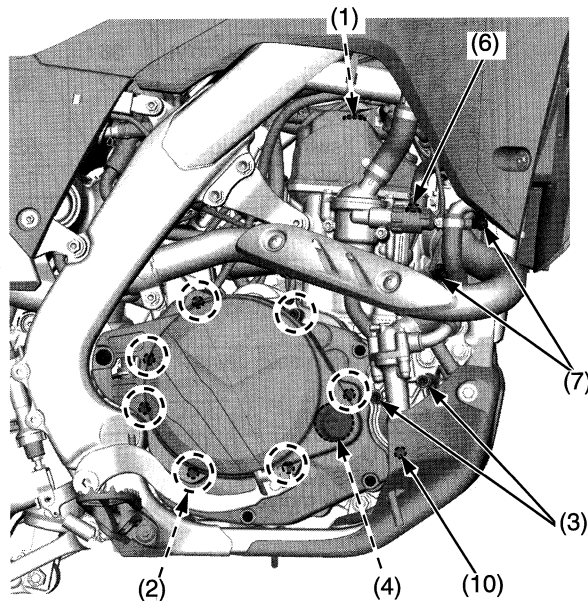
Nuts, Bolts, Fasteners

Check and tighten nuts, bolts, and fasteners before every outing.

LEFT SIDE



RIGHT SIDE



ENGINE

| Item | Torque | | | Remarks |
|------------------------------------|--------|-----|-------|---------|
| | lbf-ft | N-m | kgf-m | |
| 1 Cylinder head cover socket bolts | 7 | 10 | 1.0 | |
| 2 Clutch cover bolts | 7 | 10 | 1.0 | |
| 3 Water pump cover bolts | 7 | 10 | 1.0 | |
| 4 Crankshaft hole cap | 11 | 15 | 1.5 | NOTE 1 |
| 5 Oil filter cover bolts | 7 | 10 | 1.0 | |
| 6 Cylinder head bolts | 37 | 50 | 5.1 | NOTE 2 |
| 7 Exhaust pipe joint nuts | 16 | 22 | 2.2 | |
| 8 Drive sprocket bolt | 23 | 31 | 3.2 | |
| 9 Engine oil drain bolt | 13 | 18 | 1.8 | NOTE 2 |
| 10 Coolant drain bolt | 7 | 10 | 1.0 | |

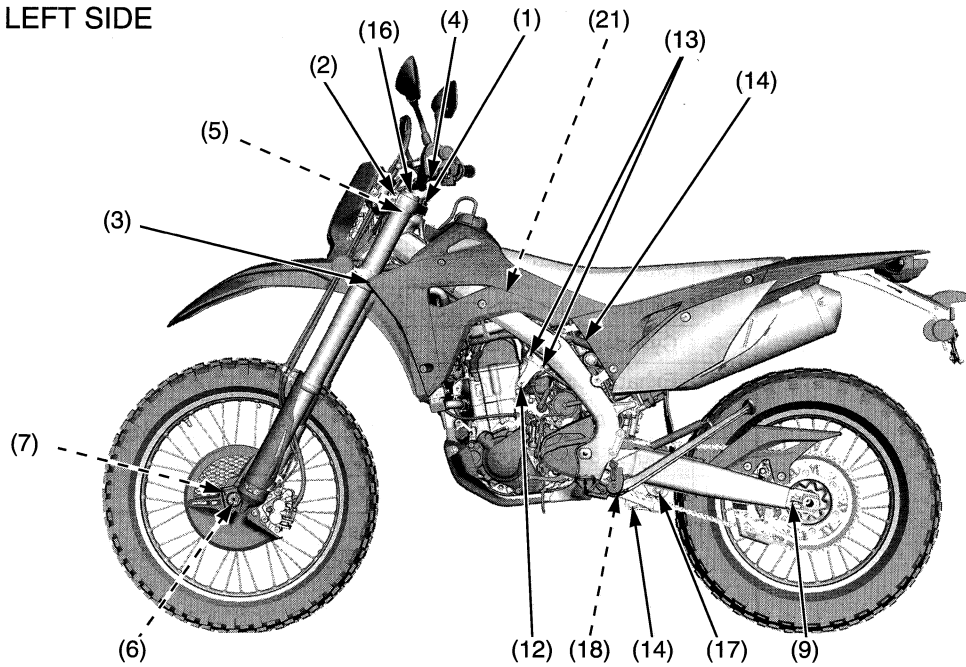
NOTES: 1. Apply grease to the threads.

2. Apply engine oil to the threads and seating surface.

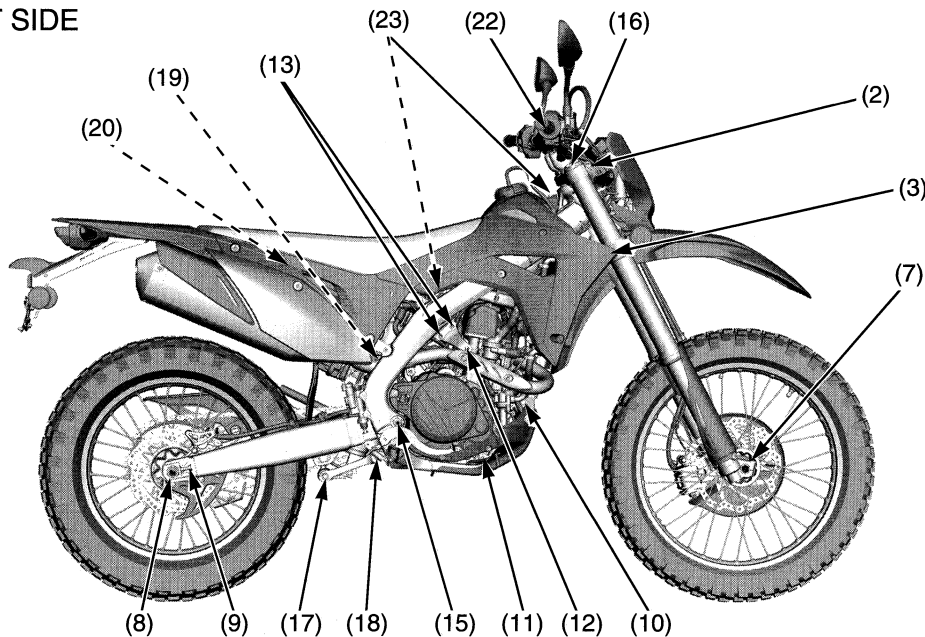
(cont'd)

Torque Specifications

LEFT SIDE



RIGHT SIDE



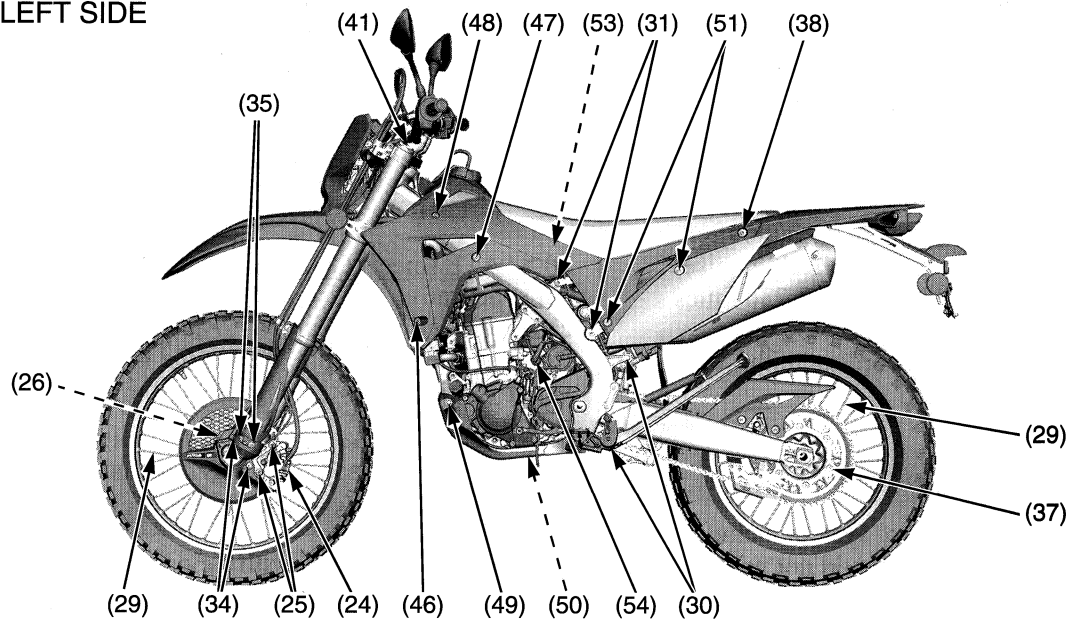
FRAME

| Item | Torque | | | Remarks | |
|------|--|-----|-------|---------|-----------|
| | lbf-ft | N-m | kgf-m | | |
| 1 | Steering stem nut | 80 | 108 | 11.0 | |
| 2 | Fork bridge upper pinch bolts | 15 | 20 | 2.0 | |
| 3 | Fork bridge lower pinch bolts | 15 | 20 | 2.0 | |
| 4 | Handlebar upper holder bolts | 16 | 22 | 2.2 | |
| 5 | Handlebar lower holder nuts | 32 | 44 | 4.5 | NOTE 1 |
| 6 | Front axle nut | 65 | 88 | 9.0 | |
| 7 | Axle pinch bolts | 15 | 20 | 2.0 | |
| 8 | Rear axle nut | 94 | 128 | 13.1 | NOTE 1 |
| 9 | Chain adjuster lock nuts | 20 | 27 | 2.8 | NOTE 2 |
| 10 | Front engine hanger nuts | 40 | 54 | 5.5 | |
| | Front engine hanger plate nuts | 19 | 26 | 2.7 | |
| 11 | Lower engine hanger nut | 40 | 54 | 5.5 | |
| 12 | Cylinder head hanger bolts | 40 | 54 | 5.5 | |
| 13 | Cylinder head hanger plate bolts | 24 | 32 | 3.3 | |
| 14 | Rear suspension (upper) | 32 | 44 | 4.5 | NOTE 1 |
| | (lower) | 32 | 44 | 4.5 | NOTE 1 |
| 15 | Swingarm pivot nut | 65 | 88 | 9.0 | NOTE 1 |
| 16 | Fork | | | | |
| | (fork damper assembly) | 56 | 76 | 7.7 | |
| | (fork bolt assembly) | 22 | 30 | 3.1 | |
| 17 | Rear shock arm nuts | | | | |
| | (swingarm side) | 38 | 52 | 5.3 | NOTE 1, 5 |
| | (shock link side) | 38 | 52 | 5.3 | NOTE 1, 5 |
| 18 | Rear shock link bolts | 27 | 37 | 3.8 | NOTE 1, 5 |
| 19 | Rear shock spring lock nut | 32 | 44 | 4.5 | |
| 20 | Battery terminal bolts | 1.5 | 2.0 | 0.2 | |
| 21 | Fuel pump mounting nuts/cap nut | 8 | 11 | 1.1 | |
| 22 | Front brake master cylinder holder bolts | 7.3 | 9.9 | 1.0 | |
| 23 | Fuel tank bolts | 7 | 10 | 1.0 | |

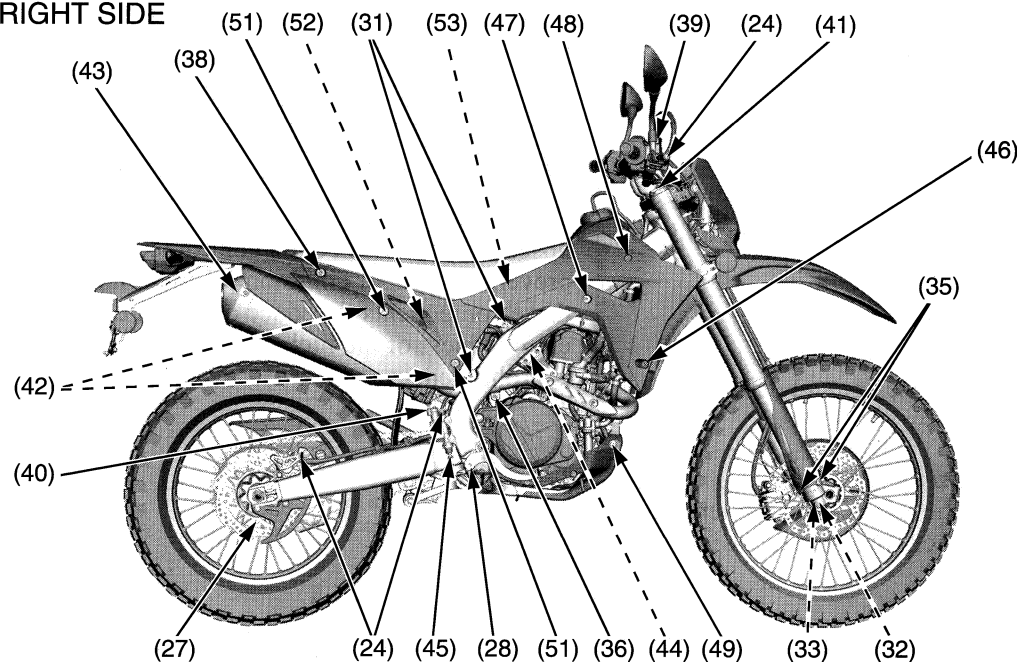
NOTES: 1. U-nut
2. UBS nut
5. Apply molybdenum oil to the threads and flange surface.

Torque Specifications

LEFT SIDE



RIGHT SIDE



FRAME

| Item | Torque | | | Remarks | |
|------|--|----------------|-------|---------|--------|
| | lbf-ft | N-m | kgf-m | | |
| 24 | Brake hose oil bolts | 25 | 34 | 3.5 | |
| 25 | Front brake caliper mounting bolts | 22 | 30 | 3.1 | NOTE 4 |
| 26 | Front brake disc nuts | 12 | 16 | 1.6 | NOTE 1 |
| 27 | Rear brake disc nuts | 12 | 16 | 1.6 | NOTE 1 |
| 28 | Brake pedal pivot bolt | 27 | 36 | 3.7 | |
| 29 | Spokes | (front) 2.7 | 3.7 | 0.4 | |
| | | (rear) 2.7 | 3.7 | 0.4 | |
| 30 | Drive chain roller | (upper) 9 | 12 | 1.2 | NOTE 4 |
| | | (lower) 9 | 12 | 1.2 | NOTE 1 |
| 31 | Subframe bolts | (upper) 24 | 32 | 3.3 | |
| | | (lower) 36 | 49 | 5.0 | |
| 32 | Fork center bolt | 51 | 69 | 7.0 | |
| 33 | Fork center bolt lock nut | 21 | 28 | 2.9 | |
| 34 | Disc cover bolts | 10 | 13 | 1.3 | |
| 35 | Fork protector socket bolts | 5.2 | 7.0 | 0.7 | NOTE 4 |
| 36 | Muffler clamp bolt | 15 | 20 | 2.0 | |
| 37 | Driven sprocket nuts | 24 | 32 | 3.3 | NOTE 1 |
| 38 | Seat mounting bolts | 19 | 26 | 2.7 | |
| 39 | Front brake reservoir cap screws | 0.7 | 1.0 | 0.1 | |
| 40 | Rear brake reservoir cap bolts | 0.7 | 1.0 | 0.1 | |
| 41 | Fork air pressure release screw | 1.0 | 1.3 | 0.1 | |
| 42 | Muffler mounting bolt A | 19 | 26 | 2.7 | |
| | Muffler mounting bolt B | 19 | 26 | 2.7 | |
| 43 | Tail cap cover bolts | 6.6 | 9.0 | 0.9 | |
| | Spark arrester mounting bolts | 3.9 | 5.25 | 0.5 | |
| 44 | Throttle cable adjuster lock nuts | 3.0 | 4.0 | 0.4 | |
| 45 | Rear master cylinder push rod lock nut | 4.4 | 5.9 | 0.6 | |
| 46 | Shroud A bolts | 7 | 10 | 1.0 | |
| 47 | Shroud B bolts | 7 | 10 | 1.0 | |
| 48 | Shroud C bolts | 3.8 | 5.2 | 0.5 | |
| 49 | Engine guard A bolts/washers | 7 | 10 | 1.0 | |
| 50 | Engine guard B bolt/washer | 7 | 10 | 1.0 | |
| 51 | Side cover bolts | 7 | 10 | 1.0 | |
| 52 | Air cleaner retaining bolt | 1.8 | 2.4 | 0.2 | |
| 53 | Seat support base mounting bolts | 7 | 10 | 1.0 | |
| 54 | Starter motor terminal bolt | 5.2 | 7 | 0.7 | |

NOTES: 1. U-nut
4. Alock bolt: replace with a new one.